



JEPPIAAR INSTITUTE OF TECHNOLOGY

(An Autonomous Institution)

Self-Belief | Self Discipline | Self Respect

Kunnam, Sunguvarchatram, Sriperumbudur-631604



STACK SPHERE CLUB

EVENT REPORT ACADEMIC YEAR 24-25

1. Report on Seminar: Building Scalable Web Applications – A Deep Dive into Fullstack Development

The technical event organized by the Jeppiaar Institute of Technology, in collaboration with Stack Sphere. The event is titled "**Building Scalable Web Applications: A Deep Dive into Fullstack Development**" and will be led by **Mr.Abhishek Kumar Jha**. The event will take place on **30th August 2024 at 10:00 AM** in the **3rd-floor Auditorium** of the institute..



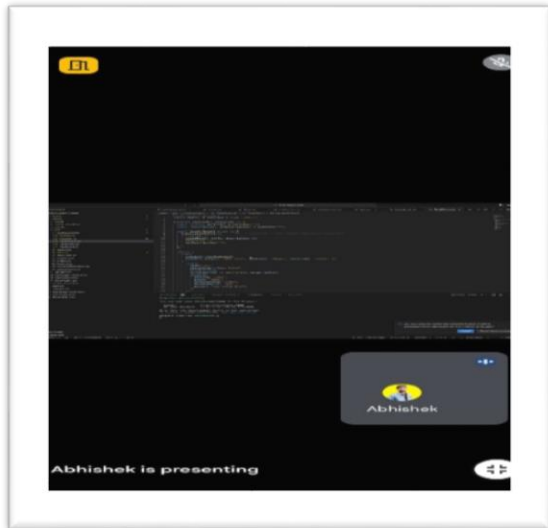
2. INTRODUCTION

The lecture taught the students about the MERN stack, which includes MongoDB, Express.js, React.js, and Node.js. It also introduced them to the MEAN stack, comprising MongoDB, Express.js, Angular, and Node.js, explaining the differences between using React.js in MERN and Angular in MEAN for full-stack development. This session was conducted online, allowing students to participate and learn remotely



3. OVERVIEW

- Overview of Fullstack Development
- Introduction to the MERN Stack
- Setting Up a Project
- Best Practices for Creating Scalable and Secure Web Applications
- Hands-on Demo: Building a Small Web App
- Tips on Deployment and Maintenance in Cloud Environments



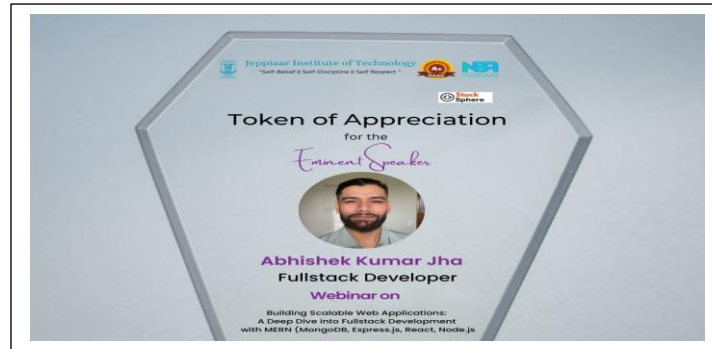
Event Venue:

- Event Time : 10.00 AM to 12.00 PM
- Held In : 3rd Floor Auditorium
- Participants : 150 Students
- Coordinators: [Rizidev, Bavani, karthi, Fahim]

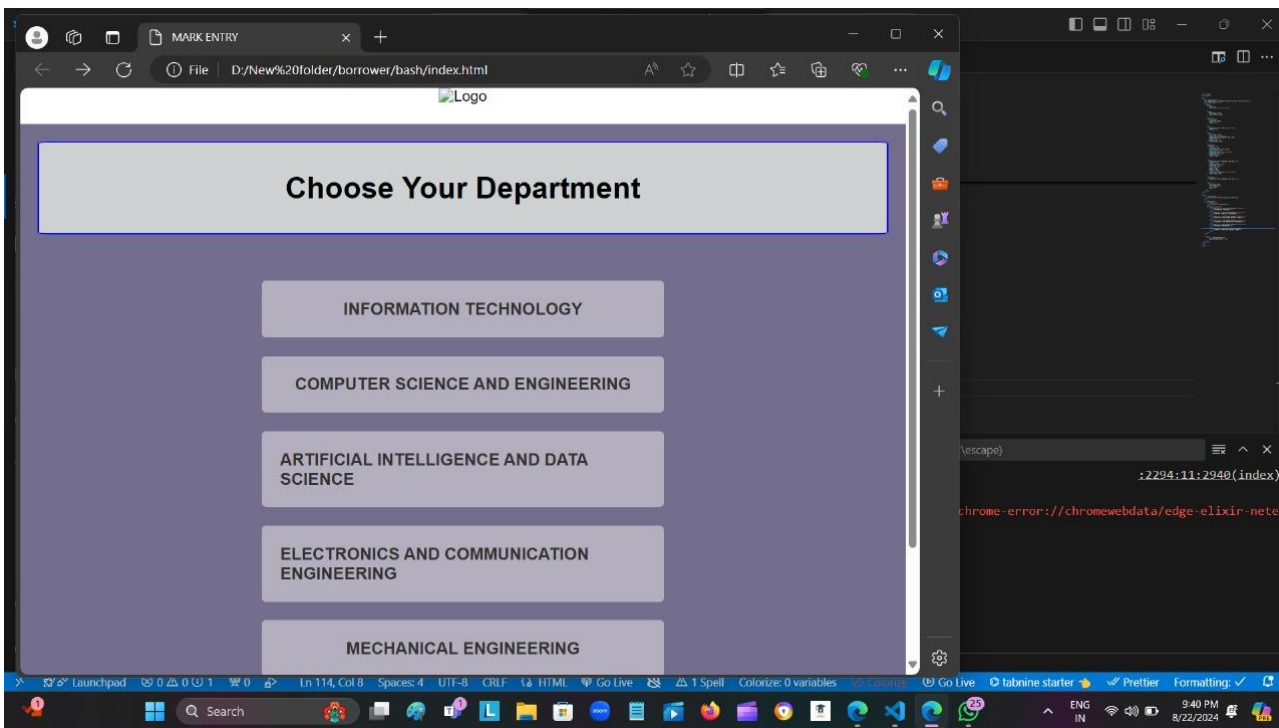


4. Appreciation

As a token of appreciation, this shield is presented to Abhishek Kumar Jha, a distinguished Fullstack Developer, for his role as an eminent speaker in the webinar and The Jeppiaar Institute of Technology in collaboration With Stack Sphere, as a mark of gratitude for his valuable contribution. The event held for the students to gain their knowledge and experience along with the full stack development. This event will flourish the students knowledge and experience .

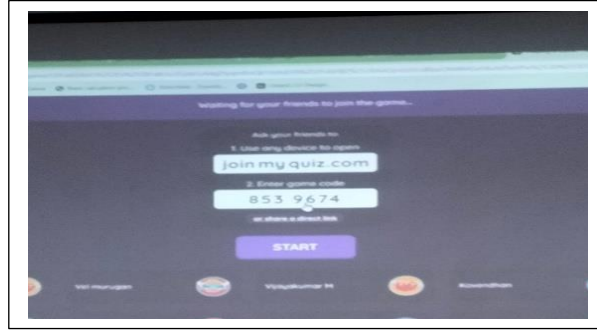


5. Project Explanation



The "College Result Portal," developed by Rizidev and Vijayakumar, leverages HTML, CSS, PHP, and SQL to deliver a robust web-based application for managing and accessing academic results. The portal offers a user-friendly interface with secure authentication, efficient result management, and comprehensive dashboards for students, faculty, and administrators. This version emphasizes the specific technologies used and their roles in the project.

6. Online Quiz Activity



In the last few minutes, we conducted a small online quiz activity for students. The quiz was hosted on our learning platform, where students joined from their devices. Each student had a brief period to answer a series of questions. The activity was designed to be engaging and educational, with instant feedback on their responses. This quick quiz aimed to assess their knowledge while fostering a lively and competitive spirit. Students showed great enthusiasm and actively participated in the activity.

6. Feedback from Student.

Feedback Summary from Seminar on "Building Scalable Web Applications: A Deep Dive into Fullstack Development

- Naren Prakash J: Good
- Vasundhara K: Nice, sir
- K S Akashraj: It's very useful to us.
learned about new things.

INTRO TO THE EVENT

The introduction of the event delivered by

- ANOLINE KARSHIKA

VOTE OF THANKS

The vote of thanks was delivered by

- JEEVATHARANI

7. participants

JEFFERSON INSTITUTE OF TECHNOLOGY SPACE SPONSOR CLUB ACTIVITIES BUILDING SCALABLE WEB APPLICATIONS: A DEEP DIVE INTO FUNCTION DEVELOPMENT					①				
No	Name	Year	Dept	Sign	No	Name	Year	Dept	Sign
1	SANTOSH KUMAR V	II	IT	<i>[Signature]</i>	21	ANANTH K	II	IT	<i>[Signature]</i>
2	V Rohith	II	IT	<i>[Signature]</i>	22	ANANTH K	II	IT	<i>[Signature]</i>
3	Shakshith	II	IT	<i>[Signature]</i>	23	ANANTH K	II	IT	<i>[Signature]</i>
4	M. Ananta	II	IT	<i>[Signature]</i>	24	ANANTH K	II	IT	<i>[Signature]</i>
5	M. Joel	II	IT	<i>[Signature]</i>	25	ANANTH K	II	IT	<i>[Signature]</i>
6	Gi. Jeff Gabriel Yovan	II	IT	<i>[Signature]</i>	26	ANANTH K	II	IT	<i>[Signature]</i>
7	DEEPA M	II	IT	<i>[Signature]</i>	27	ANANTH K	II	IT	<i>[Signature]</i>
8	Anantha Krishnan	II	IT	<i>[Signature]</i>	28	ANANTH K	II	IT	<i>[Signature]</i>
9	LOKESH S	II	CSE	<i>[Signature]</i>	29	ANANTH K	II	IT	<i>[Signature]</i>
10	Jeeva Praveen	II	CSE	<i>[Signature]</i>	30	ANANTH K	II	IT	<i>[Signature]</i>
11	DANIEL	II	CSE	<i>[Signature]</i>	31	ANANTH K	II	IT	<i>[Signature]</i>
12	PRAVEEN	II	CSE	<i>[Signature]</i>	32	ANANTH K	II	IT	<i>[Signature]</i>
13	MOVA	II	CSE	<i>[Signature]</i>	33	ANANTH K	II	IT	<i>[Signature]</i>
14	ISHA J S	II	CSE	<i>[Signature]</i>	34	ANANTH K	II	IT	<i>[Signature]</i>
15	ANANTH K S	II	CSE	<i>[Signature]</i>	35	ANANTH K	II	IT	<i>[Signature]</i>

②					③				
No	Name	Year	Dept	Sign	No	Name	Year	Dept	Sign
1	CHANDRAN P	3 rd /05	IT	<i>[Signature]</i>	1	ANANTH K M	II	AI & DS	<i>[Signature]</i>
2	SANJAY CHANDRAN	3 rd /05	IT	<i>[Signature]</i>	2	DINEESH BABU K S	II	AI & DS	<i>[Signature]</i>
3	AJITH A	3 rd /05	IT	<i>[Signature]</i>	3	NIJESH I	II	AI & DS	<i>[Signature]</i>
4	VELMURUGAN	3 rd /05	IT	<i>[Signature]</i>	4	VIJAYAKRISHNAN G	II	AI & DS	<i>[Signature]</i>
5	SANGEET D	3 rd /05	IT	<i>[Signature]</i>	5	ANANTH M	II	AI & DS	<i>[Signature]</i>
6	M Dhinesh Kumar	3 rd /05	IT	<i>[Signature]</i>	6	SANJAY S	III	IT	<i>[Signature]</i>
7	D VASANTH MOHAN	2 nd /03	IT	<i>[Signature]</i>	7	K S ANANTH	II	AI & DS	<i>[Signature]</i>
8	SRINI THEODORIC J	2 nd /03	IT	<i>[Signature]</i>	8	S ANANTH	II	AI & DS	<i>[Signature]</i>
9	MURUGAN M	2 nd /03	IT	<i>[Signature]</i>	9	K S ANANTH	II	AI & DS	<i>[Signature]</i>
10	ANANTH MOHAN	2 nd /03	IT	<i>[Signature]</i>	10	K S ANANTH	II	AI & DS	<i>[Signature]</i>
11	SOHIL V	2 nd /03	IT	<i>[Signature]</i>	11	D SHAN MOHAN	II	AI & DS	<i>[Signature]</i>
12	VADIVANATHAN M	2 nd /03	IT	<i>[Signature]</i>	12	V. GANESH	II	AI & DS	<i>[Signature]</i>
13	S. Jagan Mohan	2 nd /03	IT	<i>[Signature]</i>	13	B. VISHU	II	AI & DS	<i>[Signature]</i>
14	Karthik Varan	2 nd /03	IT	<i>[Signature]</i>	14	Praveen	II	AI & DS	<i>[Signature]</i>
15	ANANTH M	2 nd /03	CSE	<i>[Signature]</i>	15	Praveen	II	AI & DS	<i>[Signature]</i>
16	R. Santhosh	2 nd /03	AI & DS	<i>[Signature]</i>	16	Praveen	II	AI & DS	<i>[Signature]</i>
17	M. Sripath	2 nd /03	CSE	<i>[Signature]</i>	17	Praveen	II	AI & DS	<i>[Signature]</i>
18	MURUGAN M	2 nd /03	CSE	<i>[Signature]</i>	18	Praveen	II	AI & DS	<i>[Signature]</i>
19	MURUGAN M	2 nd /03	CSE	<i>[Signature]</i>	19	Praveen	II	AI & DS	<i>[Signature]</i>
20	MURUGAN M	2 nd /03	CSE	<i>[Signature]</i>	20	Praveen	II	AI & DS	<i>[Signature]</i>



JEPPIAAR INSTITUTE OF TECHNOLOGY

(An Autonomous Institution)

Self-Belief | Self Discipline | Self Respect

Kunnam, Sunguvarchatram, Sriperumbudur-631604



STACK SPHERE CLUB

EVENT REPORT ACADEMIC YEAR 24-25

1. Report On workshop - Craft Your Digital Presence

The JEPPIAAR INSTITUTE OF TECHNOLOGY is hosting a workshop titled "Craft Your Digital Presence." This event is designed to equip participants with the skills needed for a successful career in the digital world. The workshop will be held on **August 31st, 2024, at 10:30 AM** in the **Auditorium on the 3rd floor**. The event is organized by "Stack Sphere club coordinators" and features several activities,



Event Venue:

- Event Time : 10.30 AM to 12.30 PM
- Held In : 3rd Floor Auditorium
- Participants : 190 Students
- Coordinators: [Rizidev, Bhavani, karthik, Fahim]



2. Introduction

The club motive talk is led by Rizidev, focusing on full-stack development.


Here are some additional insights based on the provided information:

- **Diverse Curriculum:** The club offers a range of activities, covering foundational skills like HTML and CSS, practical problem-solving sessions, and a deeper dive into full-stack development.
- **Comprehensive Learning:** The curriculum is designed to help students build a strong foundation in web development, ultimately equipping them to shape their digital presence and careers.
- **Student Engagement:** The presence of dedicated student coordinators suggests a hands-on, collaborative learning environment.
- **Strong Community:** The "JIT-IT Stack sphere" branding implies a connected community of students and faculty passionate about web development.



3. Session

Basic HTML and fullstack development are covered extensively in the curriculum. Mr.Vijayakumar and Mr.Kathiravan provide detailed instruction on HTML, ensuring a solid foundation for web development. The fullstack development course dives into both front-end and back-end technologies, offering a well-rounded learning experience. Students acquire essential skills for building complete web applications. The expertise of the instructors equips learners with the knowledge to create dynamic and interactive websites."



Problem Solving

In Last few More minutes Mr.Rizidev Taught about the basics of The Programming Topics and concepts of small program

Intro of the event

The introduction of the event delivered by

- Anolin karshika J

Vote of thanks

The vote of thanks was delivered by

- Harini D



JEPPIAAR INSTITUTE OF TECHNOLOGY

(An Autonomous Institution)

Self-Belief | Self Discipline | Self Respect

Kunnam, Sunguvarchatram, Sriperumbudur-631604



STACK SPHERE CLUB

EVENT REPORT ACADEMIC YEAR 24-25

[Full Stack Development Club Introduction Event For Freshers]

Date : 09/09/2024

Venue: Ground floor auditorium

Organized by: Full Stack Development Club



1. Introduction

The Full Stack Development (FSD) club of **JEPPIAAR INSTITUTE OF TECHNOLOGY** organized an introductory event on [insert date] for the freshers of the college. The purpose of the event was to provide an overview of the club's objectives, its activities, and the opportunities available for students interested in web and application development.



2. Event Opening

The event commenced with a warm welcome by **BAVANI**. The speaker provided an introduction to the Full Stack Development club, outlining its mission to help students develop proficiency in both frontend and backend technologies. Freshers were encouraged to become part of the club to gain practical experience through various projects.



3. Overview of the Club and Projects

Key members of the club, including **BAVANI& KATHIR**, gave a detailed presentation on the projects the club has undertaken. One of the key highlights was the demonstration of the ****College Web Portal**** project, which showcased the technical skills and teamwork of club members. This project was an example of the real-world applications students can develop as part of the club.



4. Planned Activities and Opportunities

The club leaders discussed the various activities planned for the upcoming academic year, including:

Workshops: Hands-on training sessions on topics like frontend development, backend frameworks, databases, and more.

Coding Competitions: Regular coding challenges aimed at enhancing problem-solving and programming skills.

Hackathons: Opportunities for students to work on innovative ideas and collaborate in building full-fledged applications within a short time frame.

Technologies like ****HTML, CSS, JavaScript, React, Node.js, MongoDB****, and ****SQL**** were introduced as key areas of focus for upcoming workshops.

5. Interactive Q&A Session

The event concluded with an engaging Q&A session where freshers had the chance to ask questions about the club's objectives, membership process, and upcoming events. The leaders and members of the club answered enthusiastically, further encouraging students to join the community.



6. Conclusion

After a successful Q&A session, the event ended through mark the occasion. Freshers left the event with excitement and a clear understanding of how the Full Stack Development Club could support their learning and growth in the field of web development.



JEPPIAAR INSTITUTE OF TECHNOLOGY

(An Autonomous Institution)

Self-Belief | Self Discipline | Self Respect

Kunnam, Sunguvarchatram, Sriperumbudur-631604




STACK SPHERE CLUB

EVENT REPORT ACADEMIC YEAR 24-25

[Stack Sphere Club Organized A Code Quest Competition]

1. Introduction

The Stacksphere club in jeppiaar institute technology organized a highly engaging event on 12/09/2024. Code Quest conducted online to accommodate participants remotely. The event was designed to test students their' technical basic knowledge about the HTML through a series of challenging quiz questions, encouraging the event Individually.



2. Event Details

Date : 12/09/2024

Platform : Online

Organized by: Stack Sphere Club

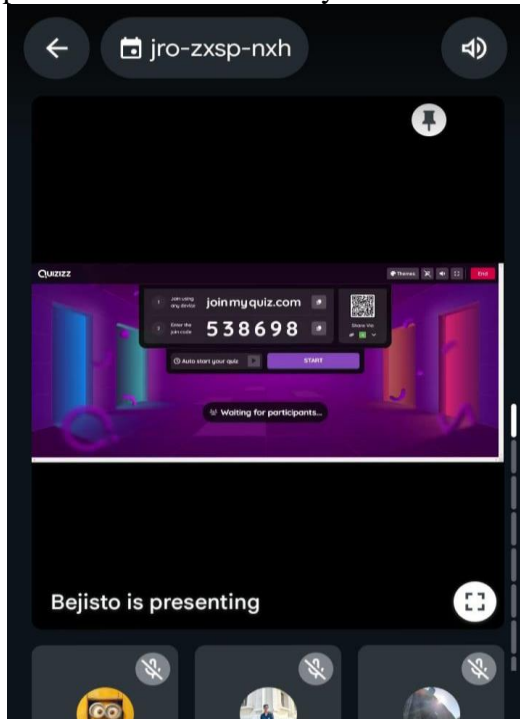
Time : 07:00pm to 08:00 pm

Coordinators: Mohammed Fahim, Kathiravan, Bhavani

3.Event Highlights:

1.Mode of Conduct:

The quiz was conducted entirely online, utilizing modern technology to enhance the experience for participants. Each participant accessed the quiz by scanning a unique QR code provided at the start of the competition. This innovative approach ensured a smooth and secure entry into the quiz platform, making the process both user-friendly and efficient.



2.Quiz Format:

The quiz comprised [25] questions covering various Full stack related questions. Participants had a limited time to answer each question, adding a sense of urgency and excitement to the competition.

3.Leadersboard and Scoring:

As participants progressed through the quiz, their scores were updated in real-time on a dynamic leaderboard. This leaderboard displayed the top scorers, adding a competitive edge as participants could see where they stood compared to their peers. The real-time updates kept the participants engaged and motivated throughout the competition.



4.Selection of Winners:

At the conclusion of the quiz, the leaderboard was used to identify the top performers. The participant with the highest score was declared the winner, while the second-highest scorer was named the runner-up. In the event of a tie, the time taken to complete the quiz was used as the deciding factor.

Results:

- **Winner:** [Ruththika]
[1000% performance ,25/25]
- **Runner-Up:** [Swathi .N]
[96% Performance ,24/25]

			B	L	M
			Question	Ruththika (Ruththika)	Swathi.N (Swathi.N)
1					
2					
3	2	1	What is the correct HTML for creating a hyperlink	<a href="http://	<a href="htt
4	3	2	Choose the correct HTML element for the largest	<h1>	<h1>
5	4	3	What is the correct HTML element for inserting a	 	
6	5	4	Which character is used to indicate an end tag?	/	/
7	6	5	Inline elements are normally displayed without st	True	True
8	7	6	HTML comments start with <!-- and end with -->	True	True
9	8	7	Which HTML element defines the title of a docum	<title>	<title>
10	9	8	Which of the following tags is used to make a port	<i>	<style="i">
11	10	9	How many heading tags are there in HTML5?	6	6
12	11	10	Which among the following is correct HTML code	<input type="cl	<input type='
13	12	11	All elements are identified by their _____ an	tag name	tag name
14	13	12	HTML tags are surrounded by _____ brackets.	Angle	Angle
15	14	13	In HTML a color can be specified by using what?	All of these	All of these
16	15	14	HTML stand for	Hyper text mar	Hyper text m:
17	16	15	These simple, east-to-use program allows you to e	Text editor	Text editor
18	17	16	Which is the correct HTML element for underlinin	<u>	<u>
19	18	17	<a> is use to	Define an HTM	Define an HTM
20	19	18	Google Chrome, Mozilla Firefox, Microsoft Edge a	Web browsers	Web browser
21	20	19	How can you make a numbered list in HTML?		
22	21	20	How do you create a link to another webpage in h		
23	22	21	Which HTML tag is used to define an image?		
24	23	22	Which of the following is NOT a valid attribute of	href	href
25	24	23	How can you make a text bold in HTML?	Both (Both (<strong:
26	25	24	What is the difference between Front-end and Ba	Front-end is fo	Front-end is fo
27			What are the key technologies used in Full Stack D	All of the above	All of the abov
				100%	96%

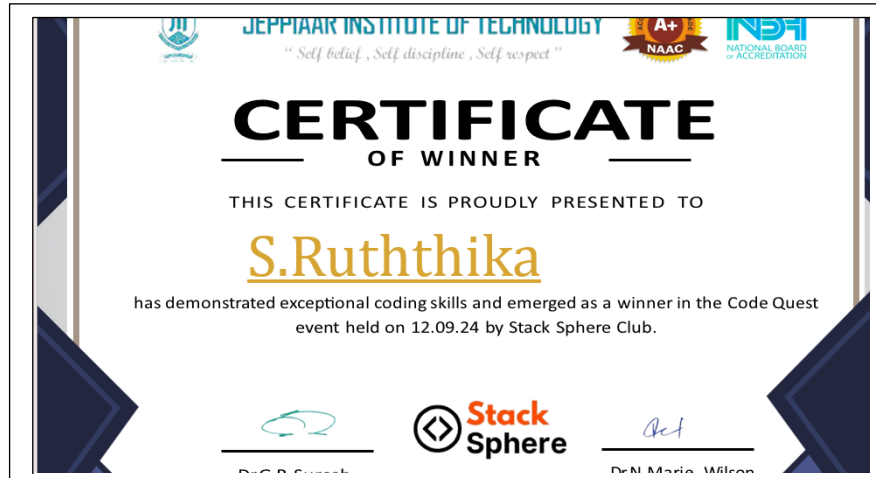
4. Parcipants


1	Timestamp	Name	Year
2	9/9/2024 20:47:27	LURUDEEPAN K	
3	9/11/2024 17:43:50	Poornika	
4	9/12/2024 3:58:38	A.Anitha	
5	9/12/2024 10:45:05	SASIVA P	
6	9/12/2024 10:45:37	JEEVA M	
7	9/12/2024 10:45:40	Rakshitha	
8	9/12/2024 10:45:55	Teja J	
9	9/12/2024 10:46:08	Mukeshraj SJ	
10	9/12/2024 10:46:26	Santhiya. S	
11	9/12/2024 10:46:53	B.sivasubramanian	
12	9/12/2024 10:47:01	Rithika M	
13	9/12/2024 10:47:14	Vishnu K	
14	9/12/2024 10:47:19	Surendhar.p	
15	9/12/2024 10:47:31	JOSHINI R K	
16	9/12/2024 10:47:41	M. Atchaya	
17	9/12/2024 10:47:46	ANANTHAKRISHNAN	
18	9/12/2024 10:48:11	M.Arun kumar	
19	9/12/2024 10:48:28	K.mohammed haris	
20	9/12/2024 10:48:42	N.Swathi	
21	9/12/2024 10:49:12	Jesse Hamilton	
22	9/12/2024 10:49:18	Krithika s	
23	9/12/2024 10:51:24	Shobana.D	
24	9/12/2024 10:51:26	Yoganandam D. K	
25	9/12/2024 10:51:31	ROGITH RUSENDIRAI	
26	9/12/2024 10:53:40	Rekha mu	
27	9/12/2024 10:53:40	Poojltha.MD	
28	9/12/2024 10:54:34	CEDRIC ALBAN. LS	
29	9/12/2024 10:54:53	Jaicv.Y	
30	9/12/2024 10:54:54	Jayamukesh	
31	9/12/2024 10:55:29	Yanni Caitlin, A	
32	9/12/2024 10:56:00	Aqishma Thomas	
33	9/12/2024 10:56:05	Vairavasamy R	
34	9/12/2024 10:56:17	Anusri.N	
35	9/12/2024 10:56:38	Rallabandi Gnana Veei	

1	Timestamp	Name	Year
81	9/12/2024 13:22:42	Raghavi. M	
82	9/12/2024 13:24:23	Renuqadevi.p	
83	9/12/2024 13:24:51	C. Mohana Priva	
84	9/12/2024 13:25:38	Punittha Dharshini K	
85	9/12/2024 13:27:13	C. Mohana Priva	
86	9/12/2024 13:28:12	S.kavinilavu	
87	9/12/2024 13:36:21	Yohesh G	
88	9/12/2024 13:39:50	Bakkivalakshmi B	
89	9/12/2024 13:51:45	Dinesh Bala	
90	9/12/2024 14:18:29	Jebin J S	
91	9/12/2024 15:24:14	Sonal Agnes S	
92	9/12/2024 15:30:14	D.Susmitha	
93	9/12/2024 15:31:47	Chitresh R	
94	9/12/2024 15:34:53	M.PRAVEEN	
95	9/12/2024 15:46:25	Suqan raj sk	
96	9/12/2024 16:04:31	Chriswin.A	
97	9/12/2024 16:06:30	Arockia Aron S	
98	9/12/2024 16:31:22	Aravind V	
99	9/12/2024 16:46:00	Yuvaraja. P	
100	9/12/2024 16:46:11	M.BARATHKUMAR	
101	9/12/2024 17:20:41	Suba Sri S	
102	9/12/2024 17:23:12	Dhanush Koti S	
103	9/12/2024 17:35:12	S.Hariharan	
104	9/12/2024 17:39:00	RUBESWARAN S	
105	9/12/2024 17:39:14	Saniav S	
106	9/12/2024 17:42:38	Scorva N.K	
107	9/12/2024 17:47:11	REENA SHARON Y	
108	9/12/2024 17:50:49	Saam kumar	
109	9/12/2024 17:50:56	Braisvy Monika M	
110	9/12/2024 18:23:10	Sridharshan.ss	
111	9/12/2024 18:24:09	Sridharshan.ss	
112	9/12/2024 18:31:35	S. Mubeeth	
113	9/12/2024 18:31:47	Jeeva Thaarini D	
114	9/12/2024 18:32:11	Jananisi M	

Totally 116 Students were participated

5.Winning Certificates





4. Conclusion:

The Code Quest Quiz Competition was a great success, providing an engaging and educational experience for all participants. The use of QR code technology and a real-time leaderboard added a modern twist to the traditional quiz format, making it both enjoyable and competitive. We extend our congratulations to the winners and thank all participants for their enthusiastic involvement. We look forward to hosting more such events in the future to continue fostering a love for learning and competition